



## Fabric Colors



Charcoal PMS 424



Lava PMS Black 6

## ARISE POP-UP DISPLAY



This pop-up display is specifically engineered for the trade show professional.

- Choose between hook-receptive fabric or mural panels
- Panels attach to magnet bars for easy alignment
- Case-to-Counter Conversion Kit and Ultimate LED Double Light Kit included
- More kits available online



10' curved full mural panel kit

## 8' Curved ARISE

Item #	Description	1	2-5	6-11	12-24
332222	Full Fabric Panel Kit	1954.00	1885.00	1815.00	1745.00
332246	Mural Panels w/ Fabric Ends Kit	2363.00	2294.00	2224.00	2155.00
332254	Full Mural Panel Kit	2916.00	2846.00	2777.00	2708.00

Kit Includes: See Website

USD MSRP (C)

Product Size	Product Wt.	Media
100"W x 89.5"H x 26.25"D	83.25 lbs.	Titan™ no-curl laminated Media

## 10' Curved ARISE

Item #	Description	1	2-5	6-11	12-24
332223	Full Fabric Panel Kit	2227.00	2158.00	2088.00	2018.00
332247	Mural Panels w/ Fabric Ends Kit	2641.00	2572.00	2502.00	2433.00
332255	Full Mural Panel Kit	3187.00	3117.00	3048.00	2979.00

Kit Includes: See Website

USD MSRP (C)

Product Size	Product Wt.	Media
120.75"W x 89.5"H x 38.5"D	94 lbs.	Titan™ no-curl laminated Media

## 10' Straight ARISE

Item #	Description	1	2-5	6-11	12-24
332224	Full Fabric Panel Kit	2227.00	2158.00	2088.00	2018.00
332248	Mural Panels w/ Fabric Ends Kit	2641.00	2572.00	2502.00	2433.00
332256	Full Mural Panel Kit	3187.00	3117.00	3048.00	2979.00

Kit Includes: See Website

USD MSRP (C)

Product Size	Product Wt.	Media
109.5"W x 89.5"H x 12.5"D	86 lbs.	Titan™ no-curl laminated Media

## 20' Gullwing ARISE

Item #	Description	1	2-5	6-11	12-24
332226	Full Fabric Panel Kit	0.00	0.00	0.00	0.00
332250	Mural Panels w/ Fabric Ends Kit	4575.00	4437.00	4298.00	4159.00
332258	Full Mural Panel Kit	5205.00	5070.00	4929.00	4790.00


Kit Includes: See Website

USD MSRP (C)

Product Size	Product Wt.	Media
240"W x 89.5"H x 38.5"D	178 lbs.	Titan™ no-curl laminated Media

## Add-Ons

Internal Shelf




Shelf soft carry case holds up to four shelves.

## ARISE Internal Shelf

Item #	Description	Product Wt.	1	2-5	6-11	12-24
290036	Curve Shelf	3 lbs.	152.50	149.70	147.00	144.20
220101	Soft Carry Case	1.25 lbs.	55.95	54.85	53.15	52.05

Internal shelf supports up to 15 lbs. Shelf size 29"W x 12"D.

USD MSRP (C)



This kit turns an oval hard case into a podium. It includes an oval wrap, oval hard case and an oval countertop.

## Case-to-Counter Kit

Item #	Description	Product Wt.	1	2-5	6-11	12-24
113030	Fabric Kit	4.75 lbs.	694.00	674.50	657.00	639.50
113031	Mural Kit	3.25 lbs.	944.50	915.50	879.50	858.00
113032	UltraFit Kit	2 lbs.	775.50	754.50	733.50	712.50

Kit Includes: Oval Countertop, Oval Wrap and Oval Hard Case  
View online templates for Finished Graphic Sizes.  
Countertop supports up to 20 lbs.

USD MSRP (C)

FULL FABRIC PANEL KIT LEAD TIME: SHIPS IN 2 DAYS

Prices are subject to change. Visit [showdowndisplays.com](http://showdowndisplays.com) for current pricing, graphic templates, product videos and assembly instructions.  
Setup fee: \$20.00(G); no setup fee on orders placed via our website. See pages 216-219 for order details.

SHOWDOWNDISPLAYS.COM · ASI 87188 · PPAI 254687 · SAGE 67383 · PPPC 20101202

when ordered before 2 pm central  
**3<sup>rd</sup> HARDWARE SHIPS  
-OR- SAME DAY**