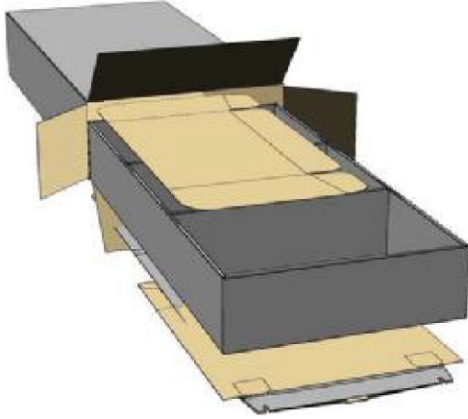


Presto POP 3-Tier Angle Floor Display

Display Setup

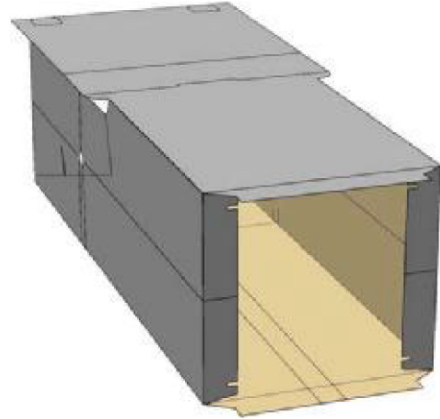
Step 1

Unload display from shipper and square up base bottom.



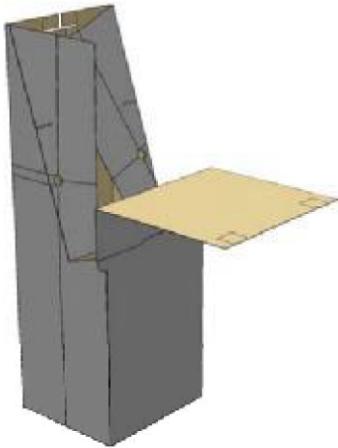
Step 2

Fold over bottom side flaps and fold other bottom flaps over the top to lock base.



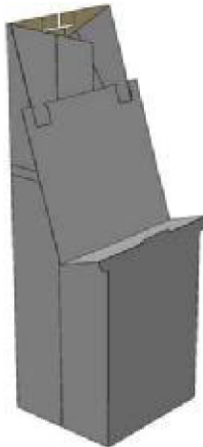
Step 3

Stand up display and fold side flaps in. Place main flap over side flaps.



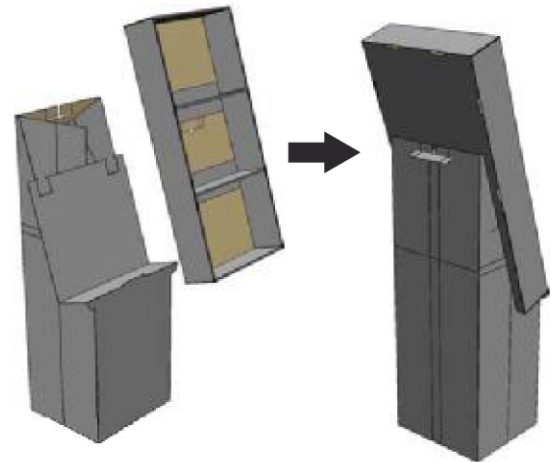
Step 4

Lock main flap into side flap tabs.



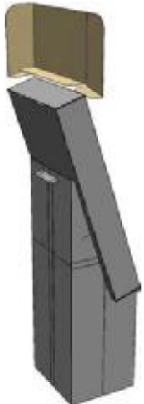
Step 5

Set tray on base and lock it using back tab.



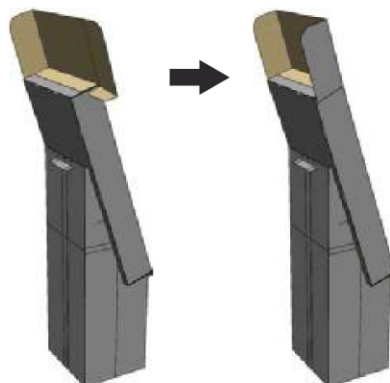
Step 6

Find header display and begin to fold flaps in to create shape.



Step 7

Insert header tab into the side of the top display and repeat on other side.



Storage

Reverse steps and store in a cool dry location.