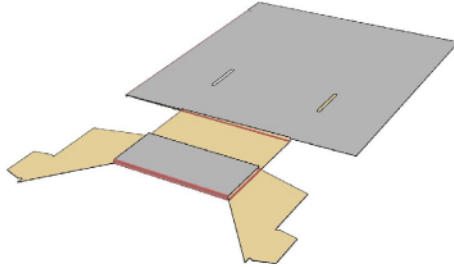


Presto POP Countertop

Display Setup

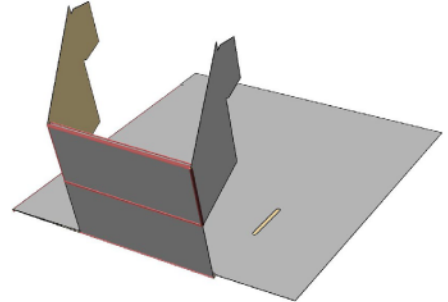
Step 1

Lay on flat surface and roll front of display.



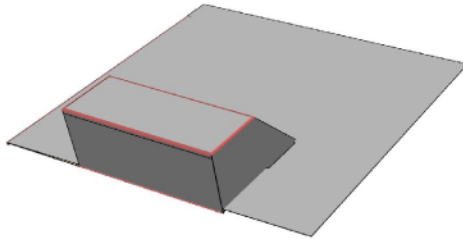
Step 2

Fold in side tabs, and fold bottom score.



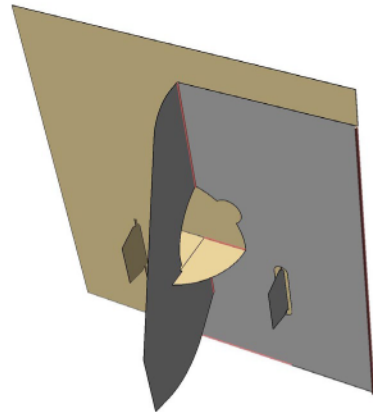
Step 3

Lock side tabs into slots.



Step 4

Fold and lock back easel and place in desired location.



Storage

Reverse steps and store in a cool dry location.