


EuroFit Fabric Display 8' and 10' Floor



Product Parts

- 1 - Straight Shock Cord Pole (x2)
- 2 - Curved Shock Cord Pole (x2)
- 3 - Corners (x4)
- 4 - Support Shock Cord Pole



Note: Each pole end is labeled for ease of assembly.

Display Set-Up

Step 1

Begin by removing the parts from the Carry Case and place on a clean, flat surface.


Step 2

Assemble the Straight and Curved Shock Cord Poles (1,2) by placing tapered end of one pole into the large end of the next pole until the release button snaps into place.




Step 3

Create the bottom of the frame by attaching the Curved End Poles (3) to the assembled Curved Shock Corded Pole (2). Connect the other side of the Curved Shock Corded Pole (2) to the Curved End Pole (3).



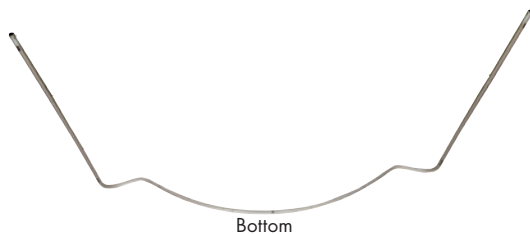
Step 4

Create the sides of the frame by attaching the assembled Straight Shock Corded Poles (1) to their corresponding Curved Ends (3).



Step 5

Lay the frame on the floor (so the Curved Shock Cord Poles (2) is raised off the floor).



Step 6

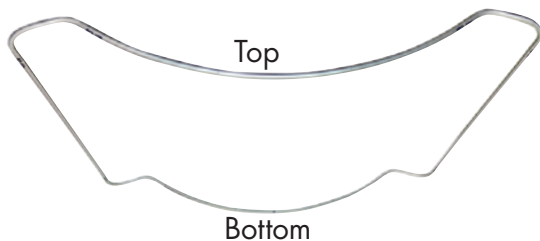
Attach the open side of the assembled Straight Shock Cord Poles (1) to their corresponding Curved Ends (3).



Display Set-Up Continued...

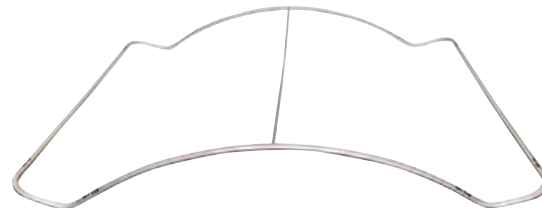

Step 7

Complete the top of the frame by attaching the remaining Curved Shock Corded Pole (2) to the corresponding assembled Curved End Poles (3).



Step 8

Insert the Support Shock Corded Pole (4) into the holes found in the center of each of the Curved Shock Corded Poles (2).




Step 7

Before adding the graphic, make sure your floor is clean under the assembled frame.

Position the graphic facing the inner curve of the poles and slip it on until the frame is snug inside the graphic.

*This step is easier with two people, but can be done by one person.



Step 8

Once the graphic is snug, zip the graphic shut.



Easily lift the display and move to desired location.

Storage

Place all product parts into Carry Case and store in a cool dry place.



Care

Recommended for indoor use only.

Machine wash on gentle cycle using mild detergent. Tumble dry low heat setting only. Do Not dry clean, Do Not iron.