


Parking Pal

Product Parts


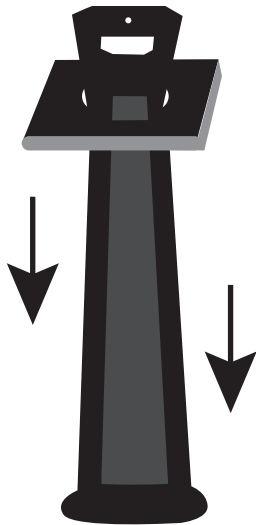
- 1 - Weighted Base
- 2 - Stand
- 3 - *Graphic



Display Set-up

Step 1

Combine the Weighted Base (1) with the Stand (2) by sliding Weighted Base over the Stand. Weighted Base is properly seated when it covers the flange on bottom of Stand.



Storage & Care

Designed to be stacked with or without Base attached. To clean, wipe with a damp cloth.

*Product comes with Graphics attached. Graphics are not replaceable.