

Spin N' Win Mini Prize Wheel

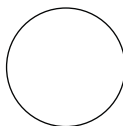
Product Parts

1. Spin 'N Win Mini Prize Wheel
Parts 2, 3, & 4 only included with kit
2. Soft Case
3. Magnetic Center graphic
4. Graphic Inserts (x10)

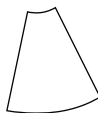
2



3



4



1

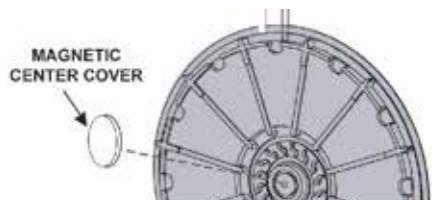


Hardware Comes Assembled

Display Set-up

Step 1

Attach the Magnetic Center (3) to the front of the Wheel (1)



Step 2

Insert Graphic inserts (4) into the Wheel (1) slots.



Storage & Care

Place all product parts into Carry Case and store in a cool dry location. To clean non-graphic hardware, wipe with a damp cloth.
Note: Soft Carry Case #220140 is ONLY included when ordering a Kit.