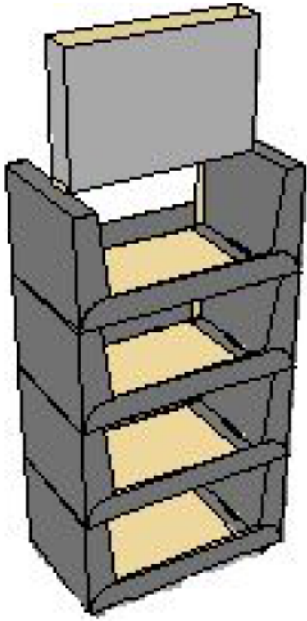


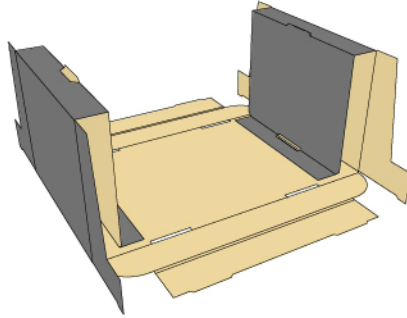
# Presto POP Stackable Floor Display



## Display Setup

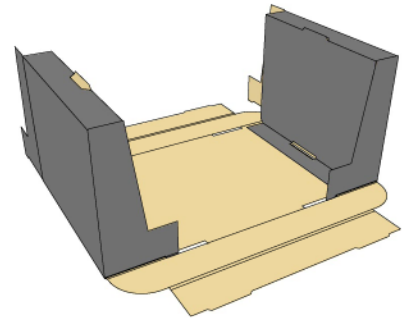
### Step 1

Lay on flat surface. Lift long sides up and fold over along crease to form walls.



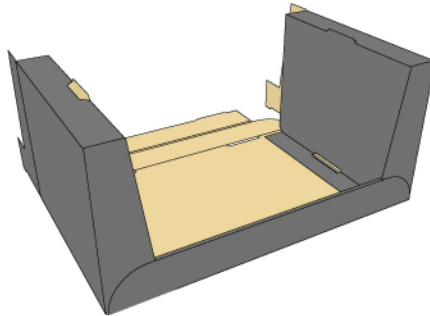
### Step 2

Fold in 'L' panels on each side and lock tabs into slots.



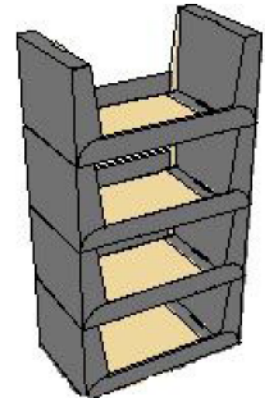
### Step 3

Fold shelf wings into box and lock into slot to complete one section of the stackable.



### Step 4

Repeat steps for the other three shelves. Attach header in slot at top of display.



## Storage

Reverse steps and store in a cool dry location.