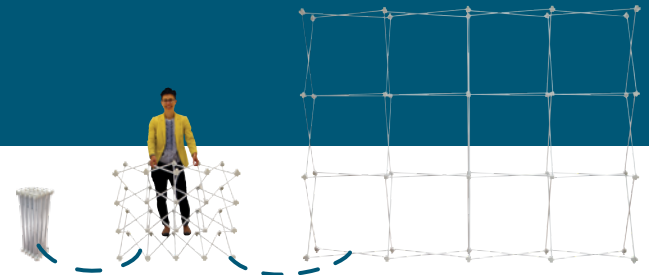


# WHEN CHOOSING A POP-UP HAVE YOU CONSIDERED...

- **SIZE** - What is the size of your space?
- **TRANSPORT** - How will this display be transported?
- **FREQUENCY** - How often will you be setting up and taking down your display?
- **FLEXIBILITY** - Will you be changing out your look and message frequently?
- **ACCESSORIES** - Do you need lights for your display, and will power be available?



	PG	EASE OF SETUP	FRAME WARRANTY	FRAME DURABILITY	PANEL INSTALLATION	PANEL MATERIAL	ADD-ONS	
FABRIC	Splash	158	★★★★	2 Years	High-grade 0.03" aluminum frame with scissor construction and bayonet locking system. Medium-weight nylon connecting hubs.	Graphic panels install using hook-and-loop fasteners.	Polyester Knit Block-Out Fabric	Ultimate LED Light Kits sold separately
	NEW! Verge	160	★★★★	2 Years	High-grade 0.038" aluminum frame with scissor construction and bayonet locking system; gloss painted for maximum light reflection. Square extrusions provide an easy interface to install lights.	Pegs on the channel bars press into the frame's hubs to hold SEG panels in place.	Polyester Knit	Ultimate LED Light Kits sold separately
SEG	NEW! Verge Glo	161	★★★★	2 Years	High-grade 0.038" aluminum frame with scissor construction and bayonet locking system; gloss painted for maximum light reflection. Square extrusions provide an easy interface to install lights.	Pegs on the channel bars press into the frame's hubs to hold SEG panels in place.	Premium Woven Polyester	Ultimate LED Light Kits sold separately
	GeoMetrix	162	★★★★★	1 Year	Lightweight 0.03" aluminum spring-action pop-up frame.	Reinforced buttonholes on graphic panels attach to pegs on the frame's hubs.	Polyester Double Knit	Ultimate LED Light Kits sold separately
MULTI-PANEL	Deluxe GeoMetrix	164	★★★★	2 Years	High-grade 0.03" aluminum frame with scissor construction and bayonet locking system. Medium-weight nylon connecting hubs. Rectangular extrusions provide stability and strength for shelves.	Reinforced buttonholes on graphic panels attach to pegs on the frame's hubs.	Polyester Double Knit	Ultimate LED Light Kits sold separately Internal Shelf Stabilizer Feet Connector Shelf End Panel Graphic Panels
	Deluxe GeoMetrix Connector	166	★★	2 Years	High-grade 0.03" aluminum frame with scissor construction and bayonet locking system. Medium-weight nylon connecting hubs. Rectangular extrusions provide stability and strength for shelves.	Reinforced buttonholes on graphic panels attach to pegs on the frame's hubs.	Polyester Double Knit	Ultimate LED Light Kits sold separately Internal Shelf Stabilizer Feet Connector Shelf End Panel Graphic Panels
MURAL PANEL	Echo	169	★★	1 Year	Lightweight 0.03" aluminum spring-action pop-up frame.	Individual locking channel bars for magnet-to-steel panel registration.	Fabric Panels Mural Panels	Case-to-Counter Conversion Kit included Ultimate LED Light Kits included with select kits
	Show 'N Rise	170	★★★★	2 Years	High-grade 0.03" aluminum frame with scissor construction and bayonet locking system. Medium-weight nylon connecting hubs. Rectangular extrusions provide stability and strength for shelves.	Shock cord magnet rails for magnet-to-magnet panel registration.	Fabric Panels Mural Panels	Case-to-Counter Conversion Kit included Ultimate LED Light Kits included Internal Shelf sold separately
	ARISE	172	★★★★★	Lifetime	High-grade 0.04" extruded aluminum frame with self-locking scissor construction. Medium-weight nylon connecting hubs.	Magnets connect bars to the frame for magnet-to-magnet panel registration.	Fabric Panels Mural Panels	Case-to-Counter Conversion Kit included Ultimate LED Light Kits included Internal Shelves sold separately External Shelves sold separately

## PANEL MATERIAL

### SPLASH POP-UP DISPLAYS



**BLOCK-OUT FABRIC**  
We've added a new block-out fabric option to create perfect photoshoots in well-lit areas.



**POLYESTER KNIT**  
Dye sublimation on polyester knit produces vibrant, rich colors.

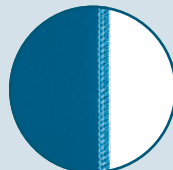


**POLYESTER KNIT**  
Dye sublimation on polyester knit produces vibrant, rich colors.




**PREMIUM WOVEN POLYESTER**  
An ideal choice for backlit displays, premium woven polyester allows light to shine through.

### GEOMETRIX POP-UP DISPLAYS



**POLYESTER DOUBLE KNIT**  
Stretches both ways to create a taut fit on GeoMetrix frames; giving you countless options for setting up a creative display.

### TRADITIONAL POP-UP DISPLAYS



**VELCRO®-RECEPTIVE FABRIC**  
High-quality polyester fiber.



**MURAL PANEL**  
Titan™ no-curl laminated media is rigid so it will not wrinkle or curl.

Visit [showdowndisplays.com](http://showdowndisplays.com) for more information.



ASI: 87188 PPAL: 254687 SAGE: 67383 UPIC: SHOWDOWN

**Showdown**  
DISPLAYS